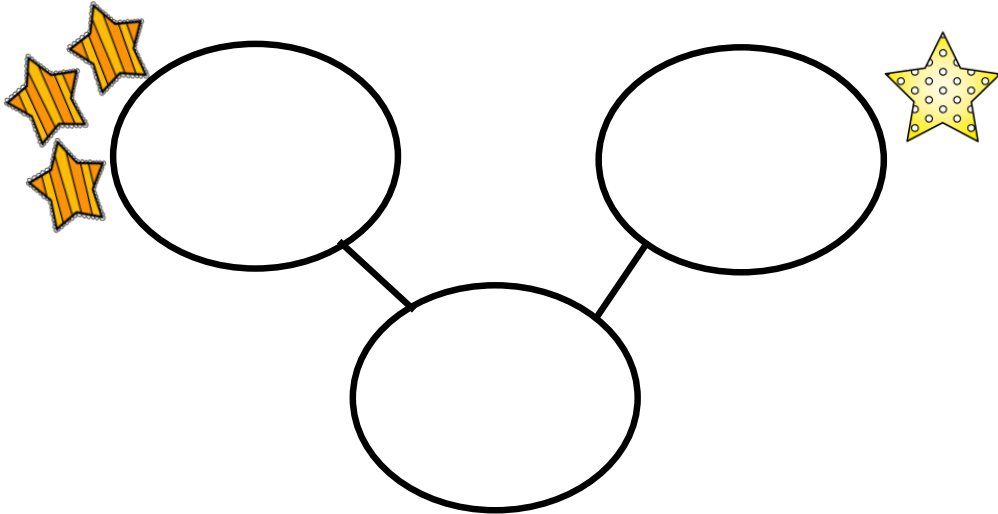



Name: _____

A-1

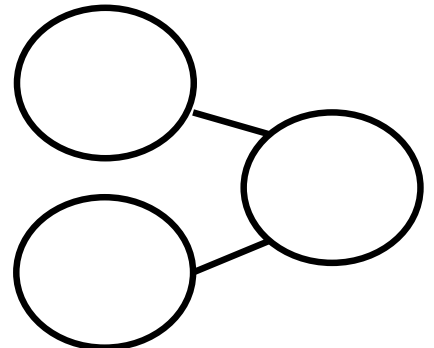
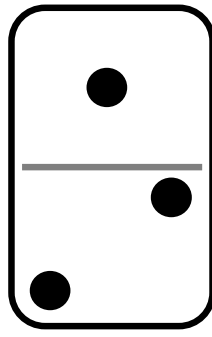
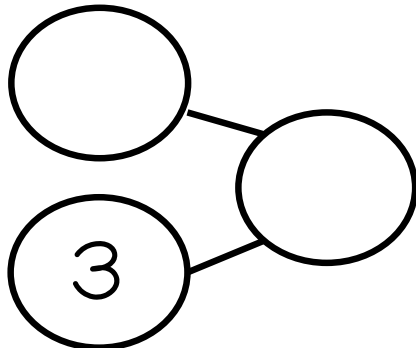
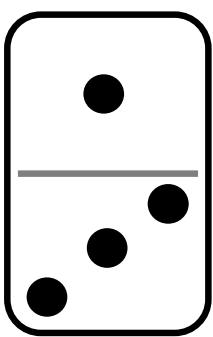
1. Draw circles to show the striped stars. Then, draw circles to show the polka dotted stars. Last, draw circles to put both groups of stars together.



2. Use the cube stick to color 2 squares red and 3 squares blue. Draw the squares you colored in each part of the number bond.



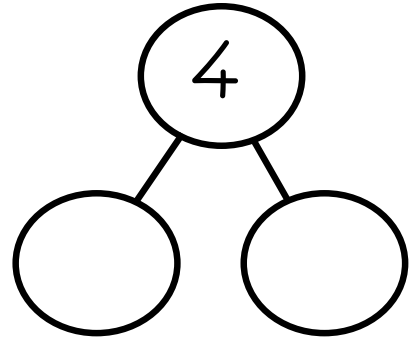
3. Fill in the number bond to match the domino.



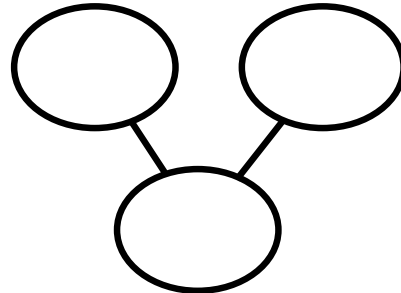

4. Finish the number bond and finish the sentence.



is and



5. There are 3 balls on the ground. 1 ball is in the water. How many balls are there? Fill in the number bond and the sentence.



and make

6. Match the cube sticks to their number bond by drawing a line.

